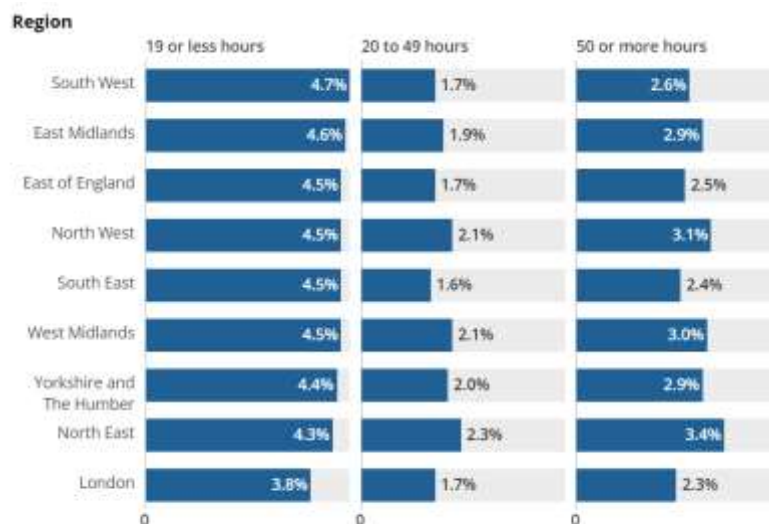


# Unpaid Care, Census 2021 Update

## Main Points- National Picture

- Age-standardised proportions (ASPs) are used throughout this bulletin; they allow for comparison between populations over time and across geographies, as they account for differences in the population size and age structure.
- In England and Wales an estimated 5.0 million usual residents aged 5 years and over provided unpaid care in 2021, this is an ASP of 9.0%, a decrease from 11.4% in 2011.
- In both England and Wales, unpaid carers most commonly provided either the lowest amount of unpaid care possible (9 hours or less) or the highest amount of unpaid care possible (50 or more hours). There has been a shift towards people dedicating more hours of their time in a typical week to unpaid care.
- In all English regions, there was a smaller proportion of unpaid carers in 2021 compared with 2011. The North East was the region with the largest proportion of people who provided any amount of unpaid care in 2021 (10.1%, compared with 11.8% in 2011). It was also the region with the largest proportion of people providing 50 or more hours of unpaid care a week, at 3.4% (compared with 3.3% in 2011). The region with the largest decrease in the proportion of people providing any amount of unpaid care was the West Midlands, with the proportion falling from 12.2% in 2011 to 9.5% in 2021.



Source: Office for National Statistics - Census 2021

- The proportion of people providing 19 or less hours of unpaid care a week decreased from 7.2% in 2011 to 4.4% in 2021.
- The proportion of people who provided 20 to 49 hours of unpaid care a week increased from 1.5% in 2011 to 1.9% in 2021.
- The proportion of people who provided 50 or more hours of unpaid care a week increased slightly from 2.7% in 2011 to 2.8% in 2021.

## How unpaid care (age standardised) varies across Greater Lincolnshire

In Greater Lincolnshire (Tables 1&2) the age standardised proportion of people providing no unpaid care is 90.6% for all three areas; Lincolnshire (n=662,159), North East Lincolnshire (n=134,457) and North Lincolnshire (n=145,805)

**Table 1: How unpaid care (age-standardised) varied across local Greater Lincolnshire, 2021**

Source: Office for National Statistics – Census 2021

Area Name	Provides no unpaid care	Provides 19 or less hours unpaid care a week	Provides 20 to 49 hours unpaid care a week	Provides 50 or more hours unpaid care a week
Boston	91.3	3.8	1.9	3.0
East Lindsey	88.8	4.5	2.6	4.2
Lincoln	91.1	3.9	1.9	3.2
North Kesteven	90.9	4.5	1.7	2.9
South Holland	90.9	4.2	1.9	3.1
South Kesteven	91.3	4.4	1.6	2.6
West Lindsey	90.4	4.7	1.9	3.0
North East Lincolnshire	90.6	4.0	2.2	3.2
North Lincolnshire	90.6	4.1	2.1	3.1
<b>Lincolnshire</b>	<b>90.6</b>	<b>4.3</b>	<b>1.9</b>	<b>3.2</b>
<b>Greater Lincolnshire (%)*</b>	<b>88.7</b>	<b>4.2</b>	<b>1.9</b>	<b>3.2</b>

\*% of total number of people in Greater Lincolnshire providing unpaid and no unpaid care

**Table 2: How unpaid care (total numbers) varied across local authorities in Greater Lincolnshire, 2021**

Source: Office for National Statistics – Census 2021

Area Name	Provides no unpaid care	Provides 19 or less hours unpaid care a week	Provides 20 to 49 hours unpaid care a week	Provides 50 or more hours unpaid care a week
Boston	61,028	2,505	1,280	2,042
East Lindsey	120,431	6,344	3,500	6,386
Lincoln	90,852	3,513	1,675	2,654
North Kesteven	101,916	5,171	1,973	3,484
South Holland	81,863	3,849	1,692	2,985
South Kesteven	124,404	6,274	2,239	3,736
West Lindsey	81,664	4,428	1,738	2,920
North East Lincolnshire	134,457	6,002	3,202	4,849
North Lincolnshire	145,805	6,836	3,408	5,186
<b>Lincolnshire</b>	<b>662,159</b>	<b>32,084</b>	<b>14,097</b>	<b>24,206</b>
<b>Greater Lincolnshire</b>	<b>942,421</b>	<b>44,922</b>	<b>20,707</b>	<b>34,241</b>

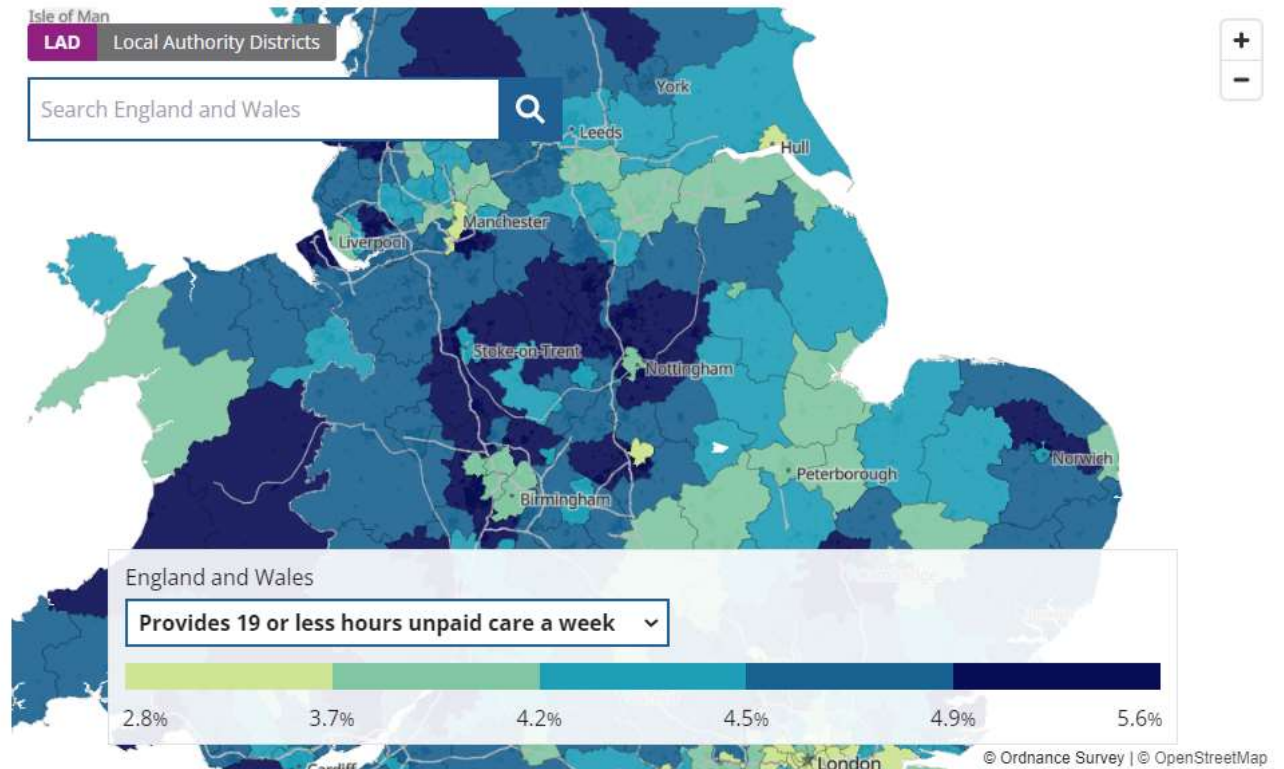
**Produced by:** Public Health Intelligence Team, January 2023, please contact us at:

[PH\\_Intelligence@lincolnshire.gov.uk](mailto:PH_Intelligence@lincolnshire.gov.uk)

The proportion of people providing **19 or less hours of unpaid care a week** (Map 1) was greatest in Lincolnshire at 4.3% (n=32,084), followed by North Lincolnshire at 4.1% (n=6,836), whilst North East Lincolnshire at 4.0% (n=6,002) had the lowest proportion in Greater Lincolnshire. The local district areas in Lincolnshire with the highest proportion of people providing 19 or less hours of unpaid care in Lincolnshire were West Lindsey at 4.7% (n=4,428) and North Kesteven at 4.5% (n=5,171), whilst Boston at 3.8% (n=2,505) had the lowest proportion.

Map 1: Provide 19 or less hours unpaid care a week, usual residents aged 5 years and over, aged-standardised proportions local authorities in Greater Lincolnshire, 2021

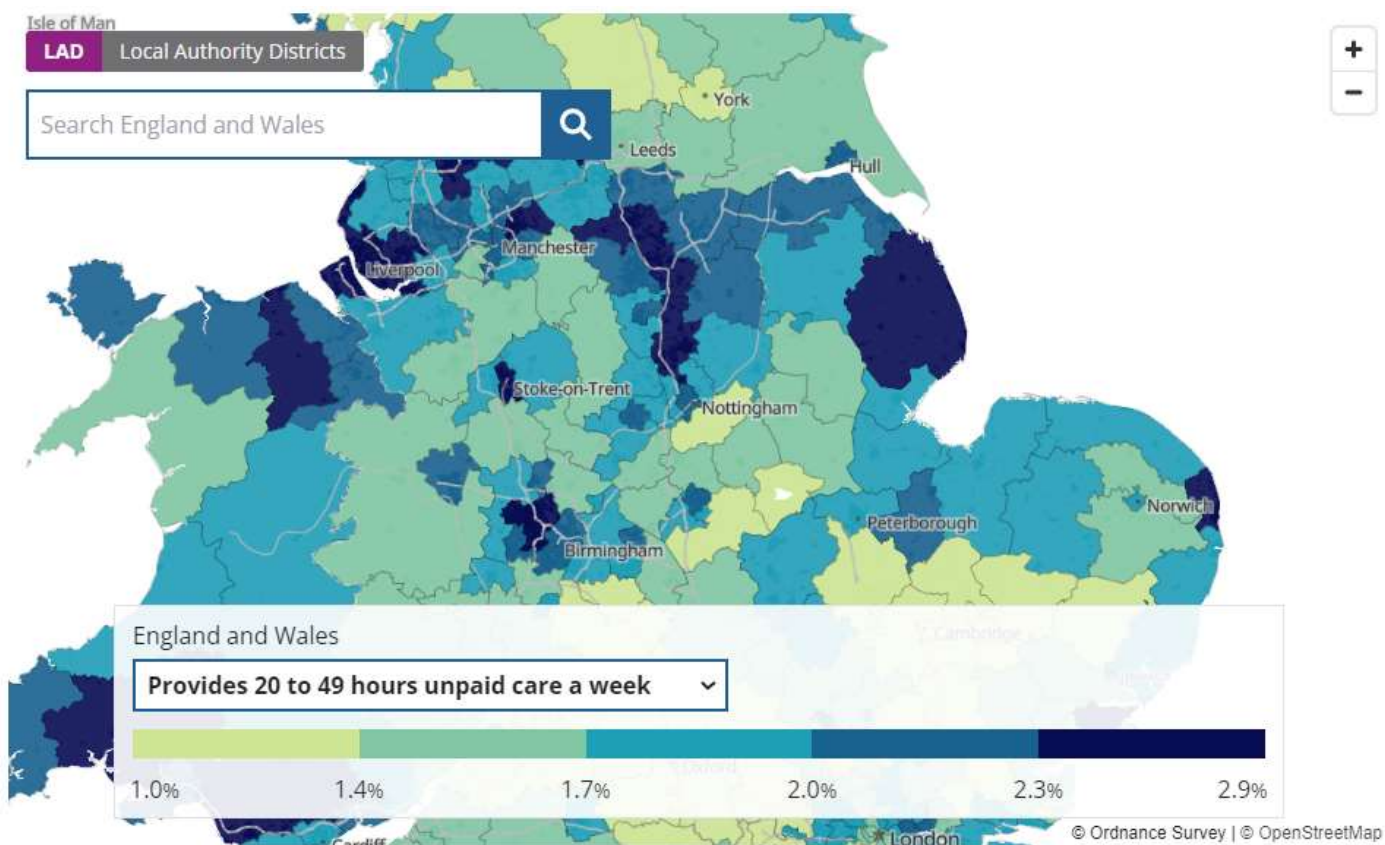
Source: Office for National Statistics – Census 2021



The proportion of people who provided **20 to 49 hours of unpaid care a week** (Map 2) was greatest in North East Lincolnshire at 2.2% (n=3,202), and slightly lower in North Lincolnshire at 2.1% (n=3,408) and Lincolnshire at 1.9% (n=14,097). The local district area with the highest proportion of people providing 20 to 40 hours of unpaid care in Lincolnshire was East Lindsey at 2.6% (n=3,500), whilst North Kesteven at 1.7% (n= 1,973) had the lowest proportion.

Map 2: Provide 20 to 40 hours of unpaid care a week, usual residents aged 5 years and over, aged-standardise proportions local authorities in Greater Lincolnshire, 2021

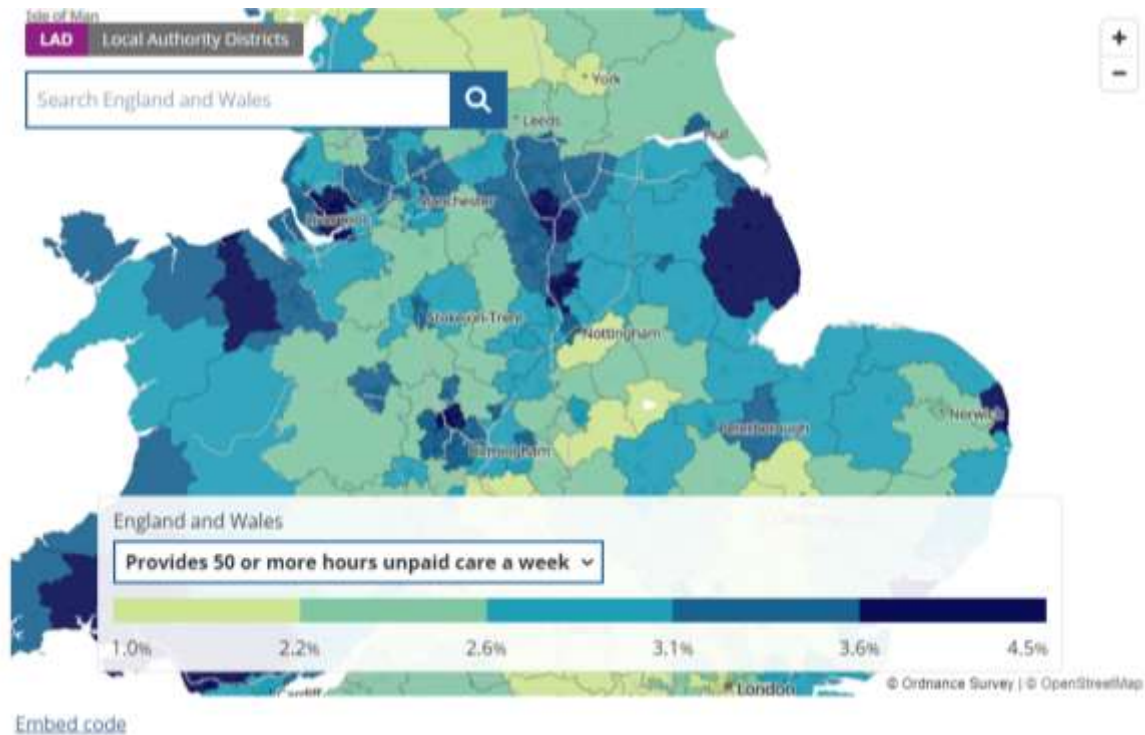
Source: Office for National Statistics – Census 2021



The proportion of people who provided **50 or more hours of unpaid care a week** (Map 3) was similar in North East Lincolnshire at 3.2% (n=4,849) and Lincolnshire at 3.2% (n=24,206) and slightly lower in North Lincolnshire at 3.1% (n=5,186). The local district area with the highest proportion of people who provided 50 or more hours of unpaid care a week in Lincolnshire was East Lindsey at 4.2% (n=6,386), whilst South Kesteven at 2.6% (n=3,736) had the lowest proportion.

Map 3: Provide 50 or more hours of unpaid care a week, usual residents aged 5 years and over, aged-standardise proportions local authorities in Greater Lincolnshire, 2021

Source: Office for National Statistics – Census 2021



Overall, in Greater Lincolnshire it can be concluded that of the age standardised proportion of people providing unpaid care, the majority provide 19 or less hours of unpaid care per week, and West Lindsey at 4.7% (n=4,428) is the highest district population providing this amount of care.